

POLYCARBONATE CONNECTION PROFILES


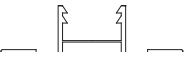









DESCRIPTION

PLASKOLITE POLYCARBONATE EXTRUDED CONNECTION PROFILES are produced according to a proprietary PLASKOLITE standard.

Connection Profiles are suitable for a wide range of multiwall sheet thicknesses: from 4 to 20 mm and are manufactured in a wide range of standard colors (special colors are available on request).

Polycarbonate profiles have following physical properties: flexibility, easy installation, light weight, translucence, long-term impact and weather resistance, making them suitable for use in many applications including DIY, greenhouse construction and others.

TYPICAL PROPERTY VALUES

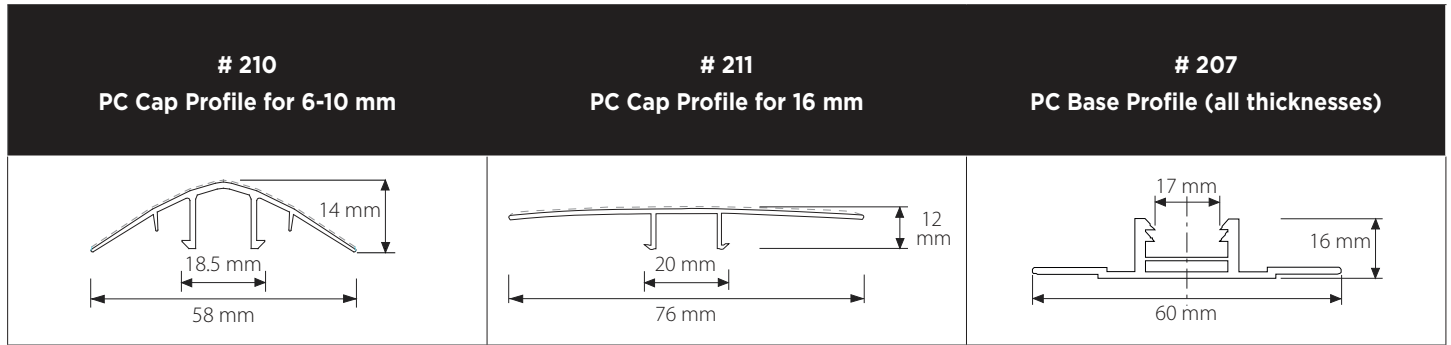
Cross-section	Profile Type / Number	Weight, g/m	Coefficient of linear expansion	Service Temperature Range
	HP-4 Connector #200	110	6.65•10 ⁻⁵ m/(m•°C): 2.5 mm/m for clear and white colors, 4.5 mm/m for dark colors (ΔT=80°C)	-40°C-+120°C for short time service. -25°C to +85°C for prolonged service
	HP-6 Connector #201	116		
	HP-8 Connector #202	135		
	HP-10 Connector #203	200		
	HP-16 Connector #204	376		
	HCP Base Profile #207	165		
	HCP Cap Profile 8-10 #210	150		
	HCP Cap Profile 16 #211	165		
	ECP Cap Profile #232	130		
	ECP 4-6 Base Profile #233	145		
	ECP 8-10 Base Profile #234	165		
	GCP Cap Profile 6-10 #251	170		
	GCP Base Profile 6-10 #252	195		
	UP-4 Edge Profile #229	40		
	UP-6 Edge Profile #212	50		
	UP-8 Edge Profile #213	55		
	UP-10 Edge Profile #214	60		
	UP-16 Edge Profile #215	70		
	UP-20 Edge Profile #230	100		

POLYCARBONATE CONNECTION PROFILES

STRUCTURES AND DIMENSIONS

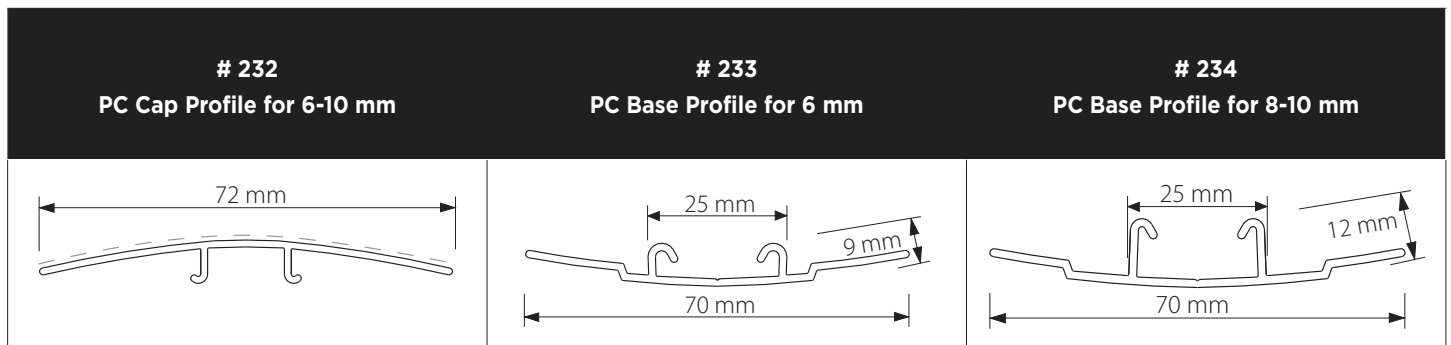
Standard profiles length: 2100 and 6000 mm.
 Maximum length: subject to shipping constraints.

HCP connection profiles are intended for use with sheets having a thickness from 6 to 16 mm and can be used in a wide variety of DIY and agricultural applications. The profiles have a “snap-and-click” design for connecting of base and cap profiles. The system includes screws for fixing the base profile to the structure.



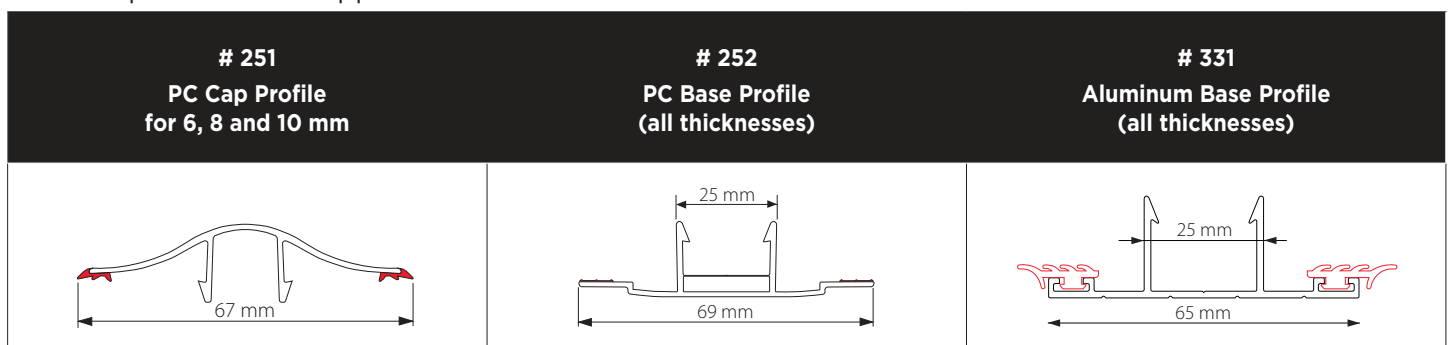
Easy Clip (ECP) connection profiles are for use with sheets having a thickness from 6 to 10 mm and can be used in a wide variety of DIY, simple architectural and agricultural applications.

The profiles have a special “snap-and-click” design which does not require support of the base profile from below when installing, making them especially suitable for high roof installations. The system includes screws for fixing the base profile to the support structure.



GCP (Gasket Clip Profiles) connection profiles with integrated gaskets are intended for use with sheets having a thickness from 6 to 10mm sheets and are designed for greater water sealing capability. This system can be used in a wide variety of DIY, simple glazing and agricultural applications. The profiles have a “snap-and-click” design for connecting of base and cap profiles.

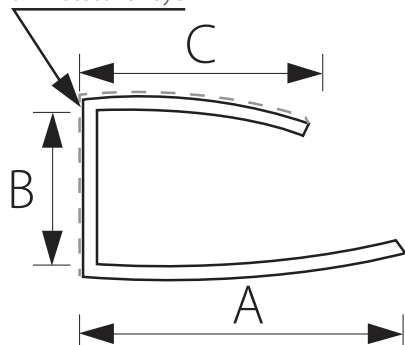
The system is available with both polycarbonate or aluminum base profiles and includes screws for fixing the base profile to the support structure.



POLYCARBONATE CONNECTION PROFILES

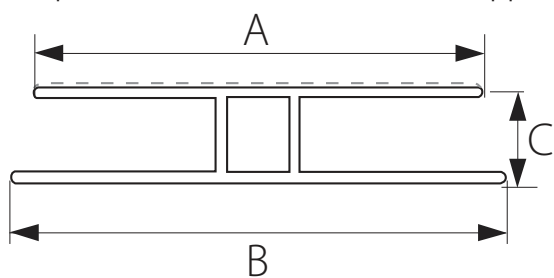
UP-shape Edge profiles are intended for sheets with a thickness from 4 - 20 mm sheets and seal the ends of the sheets against penetration of water and dirt.

UV Protective Layer



Suitable for sheets thickness, mm	Profile dimensions - mm			Cat#
	A	B	C	
4	24.5	4.4	16.5	229
6	24.5	6.4	17.5	212
8	24.0	8.5	18.0	213
10	25.0	10.6	18.0	214
16	20.5	16.6	16.5	215
20	29	19	18	230

HP Connection profiles are intended for sheets with a thickness 4 to 16 mm sheets and designed for a simple connection of sheets in DIY applications.



Suitable for sheets thickness, mm	Profile dimensions - mm			Cat#
	A	B	C	
4	36.5	45.5	7.5	200
6	39	45.5	10	201
8	37.5	46	11	201
10	71,5	75.5	13	203
16	84	108	20	204

POLYCARBONATE CONNECTION PROFILES

TOLERANCES FOR DIMENSIONS

Weight, g/lm	Length, mm
Nominal weight + 5% / - 15%	Length < 1 m -- 0 / + 6 Length ≥ 1 m and < 1.5 m -- 0 / + 8 Length ≥ 1.5 m and < 2 m -- 0 / + 10 Length ≥ 2 m and < 3.5 m -- 0 / + 15 Length ≥ 3.5 m -- 0 / + 30

DEFINITIONS

UV PROTECTION

PLASKOLITE Connection polycarbonate profiles are produced with an integrated UV co-extruded layer on the upper side (indicated in the drawings above), greatly prolonging service life and protecting against weathering and loss of physical properties. For details, please contact PLASKOLITE Technical Support.

CHEMICAL RESISTANCE

PLASKOLITE polycarbonate profiles can be safely used with most building materials and glazing components. The chemical stability depends on many factors such as concentration of the chemical agents and on expose temperature. Considering the complexity of chemical compatibility, all materials which intended for contact with the polycarbonate profiles, should always be tested. A list of compatible and non-compatible materials is available for download at the PLASKOLITE website www.PLASKOLITE.com

GENERAL GUIDELINES

STORAGE

PC profiles must be stored in a dry, dark and well ventilated area, with NO EXPOSURE to direct sunlight, wind, dirt or hard objects.

The profiles should be stored on a flat clean raised surface, and placed on a soft material (such as cardboard) to prevent damage. DO NOT store sheets under flexible PVC coverings.

CLEANING & MAINTENANCE

Polycarbonate profiles will give longer and more effective service life by cleaning by warm soapy water using a mild liquid dish soap. If any dirt remains, gently wipe off with a soft cloth.

For cleaning the profiles sponges, squeegees, brushes or sharp instruments should not be used as they can damage the protective UV coating and/or scratch the profile surface.

RE-WORKING

- Polycarbonate profiles can be cut easily and accurately using standard workshop equipment. This includes standard circular, jig, or table saw with a blade having 8-12 teeth per inch (circular saws should have fine-toothed panel blades).
- Holes can be easily and cleanly drilled with regular drills (holes should be made slightly larger than screws in order to allow for thermal expansion).

These suggestions and data are based on information we believe to be reliable. They are offered in good faith, but without guarantee, as conditions and methods of use are beyond our control. We recommend that the prospective user determines the suitability of our materials and suggestions before adopting them on a commercial scale.

PLASKOLITE

400 Nationwide Blvd, Suite 400
Columbus, OH 43215
800.848.9124 • Fax: 877.538.0754
plaskolite@plaskolite.com
www.plaskolite.com